

DAILY BULLETIN

No. 2

Palarong Pambansa 2011



High School Boys' Division

Dapitan City

10 May 2011



Match: 7 **Date:** 5/9/2011 **Spectators:** 0
City: Dipolog
Hall: Estaka Central School
Match duration: **Start:** 14:00

Teams	Sets	1	2	3	4	5	Total
BRA	0	16	5				21
CRA	2	25	25				50
Set duration							

Referees:

BRA • Reg V-BRAA		1	2	3	4	5	Pts
1	ORBITA ROY						
2	OLIVAR RONEL						
3	GARCERA CHRISTIAN NEL						
4	SALEN DENMARK PATRICK						
5	BAAY DOMINIC						
6	TACALAN DENDEN						5
7	LABARO CHRISTIAN						
8	BUENO JASON						3
9	BANARIA JOHN RAY						
10	BALBARIA JESTONE						
11	PARALE MARK LOUIE						1
12	ALEMANIA JED						1
Coach:							
Assistant:							

CRA • Reg XII-CRAA		1	2	3	4	5	Pts
1	NOBLEZA RAUL						
2	KADIR DATU JOMAR						5
3	KARIM OMAR SHARIFF						
4	L RYAN GYNES						
6	USOP ABDULLAH						2
7	DUMARAN DANILO JR.						2
8	SARABIA JASON						6
9	TAN ZAMIR JADE						
11	SAMPIGAT SAHID						2
12	SALA-AN ALLAN JAY						9
14	TALEMBO JOMAR IAN						
17	SOVERANO Eliver						2
Coach:							
Assistant:							

TEAMS AND PLAYERS PERFORMANCES

Won Pts	Total Atts	No Name
6	31	Total Team
4	9	6 TACALAN DENDEN
1	3	11 PARALE MARK LOUIE
1	19	Total Team
1	4	6 TACALAN DENDEN
3	22	Total Team
3	6	8 BUENO JASON
11		Total Team
21	72	Total Team

Scoring Skills
Spike
Block
Serve
Opp. error
Total

Won Pts	Total Atts	No Name
18	34	Total Team
8	10	12 SALA-AN ALLAN JAY
3	4	8 SARABIA JASON
6	11	Total Team
3	3	8 SARABIA JASON
1	2	2 KADIR DATU JOMAR
4	49	Total Team
2	9	6 USOP ABDULLAH
2	9	2 KADIR DATU JOMAR
23		Total Team
51	94	Total Team

5	16	6 TACALAN DENDEN
---	----	------------------

Best Scorer

9	20	12 SALA-AN ALLAN JAY
---	----	----------------------

Excellent	Total Atts	No Name
0	23	Total Team
3	39	Total Team
3	27	5 BAAY DOMINIC
5	43	Total Team
2	4	12 ALEMANIA JED
1	6	3 GARCERA CHRISTIAN

Non scoring Skills
Dig
Set
Reception
Success - Faults
Attempts

Excellent	Total Atts	No Name
2	21	Total Team
1	6	2 KADIR DATU JOMAR
1	2	8 SARABIA JASON
0	27	Total Team
0	17	Total Team

■ Starting line-up Pts = Points scored [nn] = Captain
□ Substitute Atts = Attempts L = Libero
Opp = Opponent



Match: 10 **Date:** 5/10/2011 **Spectators:** 0
City: Dipolog
Hall: Estaka Central School
Match duration: **Start:** 7:30

Teams	Sets	1	2	3	4	5	Total
NCR	2	25	25				50
MIM	0	13	23				36
Set duration							

Referees:

NCR • NCR		1	2	3	4	5	Pts
1	CAPAL ELDRIGE		■				3
2	DACLES ARGIE		■				1
3	L DE DIOS DARREN	L	L				
4	LUNA LORD	■	■				3
5	ASIA GEUEL	■					1
6	BANTOLINO GARY DAVIES		■				4
7	CAMPOSANO EDWARD	■					2
8	MANUEL CARL MICHAEL			■			3
9	PANGAN MARK CARLO	■	□				1
10	RELCOPAN KIM REGINALD	■	■				8
11	ROQUE KARL JUSTINE	□	□				3
12	TORRES ANGELO	■					2

Coach:
Assistant:

MIM • Reg IVB-MIMAROPA		1	2	3	4	5	Pts
1	L BELOSTRINO KARLO	L	L				
2	DAQUER NAZARIO	■	■				5
3	HASIM ALWIN			■			1
4	HALIE REXSON	■	■				6
5	PASCUAL ANJO						
6	CASTEL BONJOMAR	■	■				6
7	CACAL BERWYN	■	■				4
8	AMLAIN SADEN	■					
9	TAPALLA JETHRO KEITH	□	■				1
10	DEL MUNDO MARLON	■					
11	ABADA JEROME						
12	L ALVAREZ MARK ANTHONY						

Coach:
Assistant:

TEAMS AND PLAYERS PERFORMANCES

Won Pts	Total Atts	No Name
23	48	Total Team
6	10	10 RELCOPAN KIM
4	10	6 BANTOLINO GARY
3	15	Total Team
1	3	8 MANUEL CARL MICHAEL
1	5	10 RELCOPAN KIM
5	49	Total Team
2	5	7 CAMPOSANO EDWARD
1	4	12 TORRES ANGELO
19		Total Team
50	112	Total Team

8	23	10 RELCOPAN KIM
---	----	-----------------

Scoring Skills
Spike
Block
Serve
Opp. error
Total

Best Scorer

Won Pts	Total Atts	No Name
18	46	Total Team
5	10	2 DAQUER NAZARIO
5	18	4 HALIE REXSON
3	25	Total Team
1	3	7 CACAL BERWYN
1	7	4 HALIE REXSON
2	37	Total Team
1	11	6 CASTEL BONJOMAR
1	4	7 CACAL BERWYN
13		Total Team
36	108	Total Team

6	31	4 HALIE REXSON
---	----	----------------

Excellent	Total Atts	No Name
2	33	Total Team
1	3	7 CAMPOSANO EDWARD
1	5	3 DE DIOS DARREN
3	43	Total Team
3	15	5 ASIA GEUEL
4	36	Total Team
1	2	7 CAMPOSANO EDWARD
1	6	3 DE DIOS DARREN

Non scoring Skills
Dig
Set
Reception Success - Faults # Attempts

Excellent	Total Atts	No Name
0	33	Total Team
0	39	Total Team
3	43	Total Team
1	6	7 CACAL BERWYN

■ Starting line-up Pts = Points scored [nn] = Captain
□ Substitute Atts = Attempts L = Libero
Opp = Opponent



Match: 12 **Date:** 5/10/2011 **Spectators:** 0
City: Dipolog
Hall: Estaka Central School
Match duration: **Start:** 9:30

Teams	Sets	1	2	3	4	5	Total
ZPR	0	21	21				42
CAL	2	25	25				50
Set duration							

Referees:

ZPR • Reg IX-ZPRAA		1	2	3	4	5	Pts
1	MUSALLAIN HASSAN	■	■				8
2 L	BALADD JANH	L	L				
3 L	GARCIA RONEN						
4	ARCAYA JOHN BENEDICT						
5	COLEGIO RUDY	■	■				8
6	PATROCENIO PAUL BRYAN						
7	QUINON MARJUN						
8	GABATO JESUS						
9	SARITA LLOYD	■	■				2
10	HUSSIN HJI. ABDULWAHAB	■	■				6
11	CASANARES TOMMY	■	■				2
12	MONTEMAYOR JOHN CHARLIE	■	■				5
Coach:							
Assistant:							

CAL • Reg IVa-CALABARZON		1	2	3	4	5	Pts
1	ATIENZA Jello	■	■				3
2	ENCISO Mark Christian	■	■				8
3	DESUYO John Carlo						
4	SANCHEZ Marcelo Jr.	■	■				4
5	DOMINGO Lexter Allan						
6	MANGULABNAN Vincent Raphael	■	■				4
7	DURAN John Kenneth			□			1
8 L	BELTRAN Warren Vincent	L	L				
9	MASCARINAS Alfie	■	■				7
10	MANDRIZA Elmor Jr.						
11	ALBORO Fernando	■	■				7
12	MONTOYA Alfred Benedict						
Coach:							
Assistant:							

TEAMS AND PLAYERS PERFORMANCES

Won Pts	Total Atts	No Name
20	58	Total Team
7	14	5 COLEGIO RUDY
5	9	1 MUSALLAIN HASSAN
7	41	Total Team
2	8	1 MUSALLAIN HASSAN
2	12	12 MONTEMAYOR JOHN
4	44	Total Team
1	8	12 MONTEMAYOR JOHN
1	10	10 HUSSIN HJI.
11		Total Team
42	143	Total Team
8	25	1 MUSALLAIN HASSAN

Scoring Skills
Spike
Block
Serve
Opp. error
Total

Won Pts	Total Atts	No Name
27	67	Total Team
7	16	11 ALBORO Fernando
6	15	2 ENCISO Mark Christian
7	22	Total Team
2	4	2 ENCISO Mark Christian
2	3	9 MASCARINAS Alfie
0	49	Total Team
16		Total Team
50	138	Total Team
8	27	2 ENCISO Mark Christian

Best Scorer

Excellent	Total Atts	No Name
2	66	Total Team
1	9	5 COLEGIO RUDY
1	12	12 MONTEMAYOR JOHN
2	61	Total Team
2	56	9 SARITA LLOYD
0	44	Total Team

Non scoring Skills
Dig
Set
Reception Success - Faults # Attempts

Excellent	Total Atts	No Name
3	74	Total Team
2	7	2 ENCISO Mark Christian
1	11	11 ALBORO Fernando
0	60	Total Team
1	40	Total Team

■ Starting line-up Pts = Points scored [nn] = Captain
□ Substitute Atts = Attempts L = Libero
Opp = Opponent



Match: 13 **Date:** 5/10/2011 **Spectators:** 0
City: Dipolog
Hall: Estaka Central School
Match duration: **Start:** 10:30

Teams	Sets	1	2	3	4	5	Total
IRA	0	26	23				49
CRA	2	28	25				53
Set duration							

Referees:

IRA • Reg I-IRAA		1	2	3	4	5	Pts
1	CASILI Mark Joseph	■	■				3
2	MARGATE Gene Lucky						
3	SORIANO Sonny						
4	CATABAY Dann Giovanni	■	■				9
5	CUSTODIO Elbert Emil						
6	BAUTISTA Raymond	■	■				3
7	RAMOS John Mc Kenly	■	■				7
8	ABARABAR Donald	■	■				3
9	VALERIANO Jayson	■	■				3
10	CAMBA Vico Dionil						
11	SUAREZ Carl Vincent						
12	L DE VERA Fritz	L	L				
Coach:							
Assistant:							

CRA • Reg XII-CRAA		1	2	3	4	5	Pts
1	NOBLEZA RAUL						
2	KADIR DATU JOMAR		■	■			15
3	KARIM OMAR SHARIFF						
4	L RYAN GYNES		L	L			
6	USOP ABDULLAH						
7	DUMARAN DANILO JR.		■	■			5
8	SARABIA JASON		■	■			6
9	TAN ZAMIR JADE						
11	SAMPIGAT SAHID		■	■			5
12	SALA-AN ALLAN JAY		■	■			11
14	TALEMBO JOMAR IAN						
17	SOVERANO Eliver		■	■			
Coach:							
Assistant:							

TEAMS AND PLAYERS PERFORMANCES

Won Pts	Total Atts	No Name
20	62	Total Team
7	16	7 RAMOS John Mc Kenly
7	18	4 CATABAY Dann Giovanni
5	26	Total Team
2	3	6 BAUTISTA Raymond
1	10	8 ABARABAR Donald
3	48	Total Team
2	11	4 CATABAY Dann Giovanni
1	8	1 CASILI Mark Joseph
19		Total Team
47	136	Total Team

Scoring Skills
Spike
Block
Serve
Opp. error
Total

Won Pts	Total Atts	No Name
28	63	Total Team
9	11	12 SALA-AN ALLAN JAY
8	22	2 KADIR DATU JOMAR
9	29	Total Team
3	4	2 KADIR DATU JOMAR
2	7	8 SARABIA JASON
5	53	Total Team
4	12	2 KADIR DATU JOMAR
1	8	12 SALA-AN ALLAN JAY
11		Total Team
53	145	Total Team

9	31	4 CATABAY Dann Giovanni
---	----	-------------------------

Best Scorer

15	38	2 KADIR DATU JOMAR
----	----	--------------------

Excellent	Total Atts	No Name
4	65	Total Team
2	12	12 DE VERA Fritz
1	14	4 CATABAY Dann Giovanni
4	55	Total Team
4	52	1 CASILI Mark Joseph
2	42	Total Team
1	11	12 DE VERA Fritz

Non scoring Skills
Dig
Set
Reception
Success - Faults
Attempts

Excellent	Total Atts	No Name
4	61	Total Team
3	12	17 SOVERANO Eliver
1	12	12 SALA-AN ALLAN JAY
5	63	Total Team
5	54	17 SOVERANO Eliver
3	41	Total Team
1	3	2 KADIR DATU JOMAR
2	25	4 RYAN GYNES

■ Starting line-up Pts = Points scored [nn] = Captain
□ Substitute Atts = Attempts L = Libero
Opp = Opponent



Match: 14 **Date:** 5/10/2011 **Spectators:** 0
City: Dipolog
Hall: Estaka Central School
Match duration: **Start:** 11:30

Teams	Sets	1	2	3	4	5	Total
NMR	2	25	25				50
BRA	0	13	13				26
Set duration							

Referees:

NMR • Reg X-NMRAA		1	2	3	4	5	Pts
2	ETRONE RACMADE						4
3	WOO REYMARK						
4	L LIDANGAN JUNAID	L	L				
5	OLASIMAN MARLON	■	■				5
6	LUSTRE RICKY JOHN						
7	DELA CRUZ NINO	■	■				8
9	MAGPULONG JAMES	■	■				2
10	MICULOB ARJAY	■	■				3
12	ROA JOSHUA						
15	DINOY EDELBERTO	■	■				7
17	DUMAGO LARRY JAY	■	■				5
18	SUBRADO NOVEDDY						1

Coach:
Assistant:

BRA • Reg V-BRAA		1	2	3	4	5	Pts
1	ORBITA ROY			■			1
2	OLIVAR RONEL						
3	GARCERA CHRISTIAN NEL		■	■			1
4	SALEN DENMARK PATRICK			■			1
5	BAAY DOMINIC		■	■			
6	TACALAN DENDEN		■	■			3
7	LABARO CHRISTIAN			■			
8	BUENO JASON	■	■				3
9	BANARIA JOHN RAY	■					1
10	BALBARIA JESTONE	■	■				1
11	PARALE MARK LOUIE		■	■			1
12	ALEMANIA JED	■	■				1

Coach:
Assistant:

TEAMS AND PLAYERS PERFORMANCES

Won Pts	Total Atts	No Name
21	36	Total Team
5	7	7 DELA CRUZ NINO
4	7	5 OLASIMAN MARLON
9	26	Total Team
3	4	15 DINOY EDELBERTO
1	1	2 ETRONE RACMADE
5	48	Total Team
2	9	7 DELA CRUZ NINO
1	2	2 ETRONE RACMADE
15		Total Team
50	110	Total Team

8	19	7 DELA CRUZ NINO
---	----	------------------

Scoring Skills
Spike
Block
Serve
Opp. error
Total

Best Scorer

Won Pts	Total Atts	No Name
12	39	Total Team
3	10	6 TACALAN DENDEN
2	5	8 BUENO JASON
0	16	Total Team
1	27	Total Team
1	5	8 BUENO JASON
14		Total Team
27	82	Total Team

3	12	6 TACALAN DENDEN
---	----	------------------

Excellent	Total Atts	No Name
1	37	Total Team
1	3	9 MAGPULONG JAMES
2	30	Total Team
1	2	5 OLASIMAN MARLON
0	21	Total Team

Non scoring Skills
Dig
Set
Reception Success - Faults # Attempts

Excellent	Total Atts	No Name
1	54	Total Team
1	4	4 SALEN DENMARK
0	38	Total Team
1	43	Total Team

■ Starting line-up Pts = Points scored [nn] = Captain
□ Substitute Atts = Attempts L = Libero
Opp = Opponent



Match: 15 **Date:** 5/10/2011 **Spectators:** 0
City: Dipolog
Hall: Estaka Central School
Match duration: **Start:** 14:00

Teams	Sets	1	2	3	4	5	Total
WVR	2	25	25				50
CRG	0	21	18				39
Set duration							

Referees:

WVR • Reg VI-WVRRAA		1	2	3	4	5	Pts
1	SANTACERA Bjarnece	■	■				7
2	ESTILLER John Ray	■	■				
4	BUENAVENTURA Ervin Clyde	■	■				9
5	BACTOL Kim Adrian	■	■				3
7	ABELLON John Lester						
8	ZAMORA Jhon						
9	CELESTIAL Mark Alexander						
12	YU Hans Erich				□		
14	L SABIDONG Dee John		L	L			
15	NISOL Jerald	■	■				10
17	FAUSTINO Jose	■	■				5
18	MALOR O						
Coach:							
Assistant:							

CRG • Reg XIII-CARAGA		1	2	3	4	5	Pts
1	TARE Elmar	■	■				3
2	PARILLA Joel						
3	JORDAN Ron Julian	■	■				5
4	BAKIL Shier Khan			□			
5	MASECAMPO John Patrick			□			
6	SANCHEZ Stephen John	■	■				9
7	ESTOQUE Joemar Jay	■					2
9	MILVAR Eliasse Jason	■	■				6
10	NUNEZ Rod Michael						
11	ABIS Gilbert			■			
12	REIN Emmanuel	■	■				4
Coach:							
Assistant:							

TEAMS AND PLAYERS PERFORMANCES

Won Pts	Total Atts	No Name
25	59	Total Team
6	17	4 BUENAVENTURA Ervin
6	10	1 SANTACERA Bjarnece
7	42	Total Team
3	7	4 BUENAVENTURA Ervin
3	16	15 NISOL Jerald
2	48	Total Team
2	15	15 NISOL Jerald
15		Total Team
49	149	Total Team
10	43	15 NISOL Jerald

Scoring Skills
Spike
Block
Serve
Opp. error
Total

Won Pts	Total Atts	No Name
23	76	Total Team
8	29	6 SANCHEZ Stephen John
6	13	9 MILVAR Eliasse Jason
4	26	Total Team
2	12	3 JORDAN Ron Julian
1	4	6 SANCHEZ Stephen John
2	40	Total Team
1	8	1 TARE Elmar
1	7	7 ESTOQUE Joemar Jay
10		Total Team
39	142	Total Team
9	37	6 SANCHEZ Stephen John

Best Scorer

Excellent	Total Atts	No Name
7	72	Total Team
3	13	14 SABIDONG Dee John
1	7	15 NISOL Jerald
3	55	Total Team
3	47	2 ESTILLER John Ray
3	35	Total Team
3	9	4 BUENAVENTURA Ervin

Non scoring Skills
Dig
Set
Reception
Success - Faults
Attempts

Excellent	Total Atts	No Name
4	76	Total Team
1	3	5 MASECAMPO John Patrick
1	8	9 MILVAR Eliasse Jason
2	65	Total Team
2	45	1 TARE Elmar
0	46	Total Team

■ Starting line-up Pts = Points scored [nn] = Captain
□ Substitute Atts = Attempts L = Libero
Opp = Opponent



Match: 16 **Date:** 5/10/2011 **Spectators:** 0
City: Dipolog
Hall: Estaka Central School
Match duration: **Start:** 14:00

Teams	Sets	1	2	3	4	5	Total
CAV	2	25	25				50
CAR	0	22	22				44
Set duration							

Referees:

CAV • Reg II-CAVRAA		1	2	3	4	5	Pts
1	RAMOS Bernardo	■	■				3
2	VILLAFLORES Mark Eden			■	■		9
3	BAYSAC Ruben			■	■		
4	MIGOTE Arvin						
5	DELA CRUZ Rodirick	■	■				2
6	PADILLA Kennete	■	■				5
7 L	ALCAIDE Ian	L	L				
8	MATAMMU Ariel						
9	MALENAB Joshua	■	■				5
10	LUNA Joven	■	■				7
11	AGTARAP ANGELITO						
12 L	SAGADRACA JEDRICK						
Coach:							
Assistant:							

CAR • CAR		1	2	3	4	5	Pts
1 L	MOLINA MELCHOR						
2	MILET JADWAY		■	■			5
3	EKMAN NOVIYON						
4	MATEO KEVIN		■	□			3
5	MIGUEL MARK LLOYD		■	■			2
6	RULLODA CLINTON		■	■			
7 L	SOTERO CLARK	L	L				
8	ALI RASUL		■	■			3
9	SOLTERO JERIC		■	■			10
10	SITENG JERALD						
11	BOLINAO ARTHUR JR.			□			
12	ROSETE KURL			■			1
Coach:							
Assistant:							

TEAMS AND PLAYERS PERFORMANCES

Won Pts	Total Atts	No Name
24	66	Total Team
7	13	10 LUNA Joven
5	7	9 MALENAB Joshua
6	26	Total Team
4	11	3 BAYSAC Ruben
1	3	1 RAMOS Bernardo
1	49	Total Team
1	8	6 PADILLA Kennete
19		Total Team
50	141	Total Team

Scoring Skills
Spike
Block
Serve
Opp. error
Total

Won Pts	Total Atts	No Name
16	61	Total Team
8	16	9 SOLTERO JERIC
3	10	8 ALI RASUL
6	24	Total Team
2	8	2 MILET JADWAY
1	1	4 MATEO KEVIN
2	44	Total Team
1	9	2 MILET JADWAY
1	8	9 SOLTERO JERIC
19		Total Team
43	129	Total Team

9	33	3 BAYSAC Ruben
---	----	----------------

Best Scorer

10	26	9 SOLTERO JERIC
----	----	-----------------

Excellent	Total Atts	No Name
1	59	Total Team
1	11	7 ALCAIDE Ian
0	53	Total Team
0	41	Total Team

Non scoring Skills
Dig
Set
Reception
Success - Faults
Attempts

Excellent	Total Atts	No Name
2	74	Total Team
1	5	2 MILET JADWAY
1	17	6 RULLODA CLINTON
0	55	Total Team
0	44	Total Team

■ Starting line-up Pts = Points scored [nn] = Captain
□ Substitute Atts = Attempts L = Libero
Opp = Opponent



Match: 17 **Date:** 5/10/2011 **Spectators:** 0
City: Dipolog
Hall: Estaka Central School
Match duration: Start: 15:00

Teams	Sets	1	2	3	4	5	Total
DAV	2	25	25				50
EVR	0	13	13				26
Set duration							

Referees:

DAV • Reg XI-DAVRAA		1	2	3	4	5	Pts
1	L ESCOSIA Antoine	■					
2	SARTE Calvin		□				
3	PAGAS Jamel		□				1
4	RUELA Ralph	■	■				1
5	BALBON Cris	■	■				4
6	NARSOLIS Mark						
7	GILBUENA Hachaliah	■	■				8
8	DEMETERIO Reymark						
9	ARBES Francis	■	■				5
10	GOLOSINO Rene		□	■			5
11	FELECIO Robert	■	■				8
14	POLICARPIO Wilburd						
Coach:							
Assistant:							

EVR • Reg VIII-EVRAA		1	2	3	4	5	Pts
2	BAGARES ADAM NOEL			□			
3	SOLIVA JAN MONIC	■	■				4
6	LAJARA KAMIN VON ERNESTO						
8	OBEDA HAROLD	■	■				4
9	BRUN ANTHONY KENT	■	■				2
10	TORRES ANGEL JR.	■	■				4
11	L TOGONON KIEFFER JAPETH	L	L				
13	BADILLA BEN GABRIEL	■	■				1
14	PATEO JERRY JR.						
16	BAJEN RENZO ADRIAN						
17	GUIBAO JOSHUA						
18	GLOVA CHRISTIAN NEIL	■	■				2
Coach:							
Assistant:							

TEAMS AND PLAYERS PERFORMANCES

Won Pts	Total Atts	No Name
27	56	Total Team
7	10	7 GILBUENA Hachaliah
7	11	11 FELECIO Robert
1	16	Total Team
1	5	10 GOLOSINO Rene
4	47	Total Team
1	3	3 PAGAS Jamel
1	8	7 GILBUENA Hachaliah
20		Total Team
52	119	Total Team
8	18	7 GILBUENA Hachaliah

Scoring Skills
Spike
Block
Serve
Opp. error
Total

Won Pts	Total Atts	No Name
12	56	Total Team
4	8	3 SOLIVA JAN MONIC
4	15	8 OBEDA HAROLD
4	36	Total Team
3	11	10 TORRES ANGEL JR.
1	4	18 GLOVA CHRISTIAN NEIL
1	26	Total Team
1	5	18 GLOVA CHRISTIAN NEIL
10		Total Team
27	118	Total Team
4	30	3 SOLIVA JAN MONIC

Best Scorer

Excellent	Total Atts	No Name
3	55	Total Team
2	11	10 GOLOSINO Rene
1	2	2 SARTE Calvin
2	46	Total Team
1	44	4 RUELA Ralph
0	24	Total Team

Non scoring Skills
Dig
Set
Reception Success - Faults # Attempts

Excellent	Total Atts	No Name
2	64	Total Team
1	12	8 OBEDA HAROLD
1	11	9 BRUN ANTHONY KENT
0	47	Total Team
0	45	Total Team

■ Starting line-up Pts = Points scored [nn] = Captain
□ Substitute Atts = Attempts L = Libero
Opp = Opponent



Match: 18 **Date:** 5/10/2011 **Spectators:** 0
City: Dipolog
Hall: Estaka Central School
Match duration: **Start:** 16:00

Teams	Sets	1	2	3	4	5	Total
CLR	0	12	17				29
CAL	2	25	25				50
Set duration							

Referees:

CLR • Reg III-CLRAA		1	2	3	4	5	Pts
2	CRISOSTOMO Leandro	■	■				
3 L	EVANGELISTA Ben			L			
4	DELONIA Jayrome	■	■				3
5	BUSCAYNO Mark	■	■				3
6	SUDARIA Michael	□	■				3
7	AGALA John						
8	MARANAN Nicko	■					
9	YUMANG Ranier	■	■				8
10 L	SALADANAN Roljohn		L				
11	SABITSANA James						
12	SANTOS Fredick	■	■				1
Coach:							
Assistant:							

CAL • Reg IVa-CALABARZON		1	2	3	4	5	Pts
1	ATIENZA Jello	■	■				6
2	ENCISO Mark Christian	■	■				6
3	DESUYO John Carlo						
4	SANCHEZ Marcelo Jr.	■	■				10
5	DOMINGO Dexter Allan						
6	MANGULABNAN Vincent Raphael	■	■				1
7	DURAN John Kenneth						
8 L	BELTRAN Warren Vincent		L	L			
9	MASCARINAS Alfie	■	■				4
10	MANDRIZA Elmor Jr.						
11	ALBORO Fernando	■	■				7
12	MONTOYA Alfred Benedict						
Coach:							
Assistant:							

TEAMS AND PLAYERS PERFORMANCES

Won Pts	Total Atts	No Name
12	58	Total Team
6	17	9 YUMANG Ranier
3	10	6 SUDARIA Michael
4	23	Total Team
2	5	4 DELONIA Jayrome
2	5	9 YUMANG Ranier
2	29	Total Team
2	6	5 BUSCAYNO Mark
11		Total Team
29	110	Total Team

Scoring Skills
Spike
Block
Serve
Opp. error
Total

Won Pts	Total Atts	No Name
33	62	Total Team
10	16	4 SANCHEZ Marcelo Jr.
7	10	11 ALBORO Fernando
0	16	Total Team
1	47	Total Team
1	13	6 MANGULABNAN Vincent
15		Total Team
49	125	Total Team

8	27	9 YUMANG Ranier
---	----	-----------------

Best Scorer

10	25	4 SANCHEZ Marcelo Jr.
----	----	-----------------------

Excellent	Total Atts	No Name
2	68	Total Team
1	3	8 MARANAN Nicko
1	3	3 EVANGELISTA Ben
4	47	Total Team
4	43	12 SANTOS Fredick
5	47	Total Team
1	4	5 BUSCAYNO Mark
1	6	10 SALADANAN Roljohn

Non scoring Skills
Dig
Set
Reception
Success - Faults
Attempts

Excellent	Total Atts	No Name
16	59	Total Team
6	14	11 ALBORO Fernando
4	8	6 MANGULABNAN Vincent
10	55	Total Team
10	52	6 MANGULABNAN Vincent
6	28	Total Team
3	5	11 ALBORO Fernando
3	10	8 BELTRAN Warren Vincent

■ Starting line-up Pts = Points scored [nn] = Captain
□ Substitute Atts = Attempts L = Libero
Opp = Opponent



MATCH RESULTS

Preliminaries (Group A)

No	Date	Teams	Set	Result per set (points)					Total Points	Time	Spectators
				1	2	3	4	5			
1	5/9/2015	CAR - CRG		25-14	25-27	25-19			75- 60		
2	5/9/2011	WVR - CAV		25-27	28-26	25-21			78- 74		
15	5/10/2011	WVR - CRG		25-21	25-18				50- 39		
16	5/10/2011	CAV - CAR		25-22	25-22				50- 44		

Preliminaries (Group B)

No	Date	Teams	Set	Result per set (points)					Total Points	Time	Spectators
				1	2	3	4	5			
4	5/9/2011	NCR - ARM		18-25	25-13	25-16			68- 54		
5	5/9/2011	CVI - MIM		25-16	25-12				50- 28		
10	5/10/2011	NCR - MIM		25-13	25-23				50- 36		
11	5/10/2011	ARM - CVI		23-25	21-25				44- 50		

Preliminaries (Group C)

No	Date	Teams	Set	Result per set (points)					Total Points	Time	Spectators
				1	2	3	4	5			
3	5/9/2011	DAV - CLR		25-17	24-26	13-25			62- 68		
8	5/9/2011	CLR - ZPR		25-19	19-25	25-23			69- 67		
9	5/9/2011	CAL - EVR		25-18	25-20				50- 38		
12	5/10/2011	ZPR - CAL		21-25	21-25				42- 50		
17	5/10/2011	DAV - EVR		25-13	25-13				50- 26		
18	5/10/2011	CLR - CAL		12-25	17-25				29- 50		

Preliminaries (Group D)

No	Date	Teams	Set	Result per set (points)					Total Points	Time	Spectators
				1	2	3	4	5			
6	5/9/2011	IRA - NMR		23-25	12-25				35- 50		
7	5/9/2011	BRA - CRA		16-25	5-25				21- 50		
13	5/10/2011	IRA - CRA		26-28	23-25				49- 53		
14	5/10/2011	NMR - BRA		25-13	25-13				50- 26		

TEAM RANKING

Preliminaries (Group A)

Rank	Code	Country	Matches				Sets			Points		
			Total	Won	Lost	Pts	Won	Lost	Ratio	Won	Lost	Ratio
1	WVR	Reg VI-WVRRAA	2	2	0	4	4	1	4.000	128	113	1.133
2	CAV	Reg II-CAVRRAA	2	1	1	3	3	2	1.500	124	122	1.016
3	CAR	CAR	1	0	1	1	0	2		44	50	0.880
4	CRG	Reg XIII-CARAGA	1	0	1	1	0	2		39	50	0.780

Preliminaries (Group B)

Rank	Code	Country	Matches				Sets			Points		
			Total	Won	Lost	Pts	Won	Lost	Ratio	Won	Lost	Ratio
1	CVI	Reg VII-CVIRAA	2	2	0	4	4	0	MAX	100	72	1.389
2	NCR	NCR	2	2	0	4	4	1	4.000	118	90	1.311
3	ARM	ARMM	2	0	2	2	1	4	0.250	98	118	0.831
4	MIM	Reg IVB-MIMAROPA	2	0	2	2	0	4		64	100	0.640

Preliminaries (Group C)

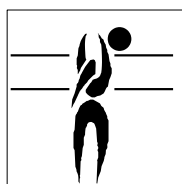

Rank	Code	Country	Matches				Sets			Points		
			Total	Won	Lost	Pts	Won	Lost	Ratio	Won	Lost	Ratio
1	CAL	Reg IVa-CALABARZON	3	3	0	6	6	0	MAX	150	109	1.376
2	CLR	Reg III-CLRAA	3	2	1	5	4	4	1.000	166	179	0.927
3	DAV	Reg XI-DAVRRAA	2	1	1	3	3	2	1.500	112	94	1.191
4	ZPR	Reg IX-ZPRRAA	2	0	2	2	1	4	0.250	109	119	0.916
5	EVR	Reg VIII-EVRRAA	2	0	2	2	0	4		64	100	0.640



Preliminaries (Group D)

Rank	Code	Country	Matches				Sets			Points		
			Total	Won	Lost	Pts	Won	Lost	Ratio	Won	Lost	Ratio
1	NMR	Reg X-NMRAA	2	2	0	4	4	0	MAX	100	61	1.639
2	CRA	Reg XII-CRAA	2	2	0	4	4	0	MAX	103	70	1.471
3	IRA	Reg I-IRAA	2	0	2	2	0	4		84	103	0.816
4	BRA	Reg V-BRAA	2	0	2	2	0	4		47	100	0.470





Best Scorers

Rk	No	Name	Team	Spike	Block	Serve	Total
1	9	YUMANG Ranier	CLR	25	3	0	28
2	9	SOLTERO JERIC	CAR	22	4	1	27
3	9	ROCAMORA MARK JOSEPH	CVI	20	2	4	26
3	4	BUENAVENTURA Ervin Clyde	WVR	18	4	4	26
5	10	RELCOPAN KIM REGINALD	NCR	14	5	4	23
6	11	ALBORO Fernando	CAL	20	0	1	21
7	12	SALA-AN ALLAN JAY	CRA	17	2	1	20
7	2	KADIR DATU JOMAR	CRA	10	4	6	20
7	1	MUSALLAIN HASSAN	ZPR	13	5	2	20
7	3	BAYSAC Ruben	CAV	12	8	0	20
11	5	COLEGIO RUDY	ZPR	18	0	1	19
11	15	NISOL Jerald	WVR	10	7	2	19
11	2	ENCISO Mark Christian	CAL	16	3	0	19
11	6	SUDARIA Michael	CLR	15	3	1	19
15	6	SANCHEZ Stephen John	CRG	16	1	1	18
16	4	CATABAY Dann Giovanni	IRA	14	0	3	17
16	3	JORDAN Ron Julian	CRG	7	9	1	17
16	4	SANCHEZ Marcelo Jr.	CAL	17	0	0	17
16	2	CRISOSTOMO Leandro	CLR	9	8	0	17
16	4	DELONIA Jayrome	CLR	9	7	1	17
21	7	DELA CRUZ NINO	NMR	8	5	3	16
21	9	MASCARINAS Alfie	CAL	13	3	0	16
23	2	MEDINO ROLDAN JR.	ARM	10	3	2	15
24	15	DINOY EDELBERTO	NMR	8	4	2	14
24	10	GOLOSINO Rene	DAV	13	1	0	14
24	6	PADILLA Kennete	CAV	11	2	1	14
24	1	SANTACERA Bjarnese	WVR	10	4	0	14
24	1	ATIENZA Jello	CAL	12	2	0	14
24	5	BUSCAYNO Mark	CLR	10	2	2	14
30	7	RAMOS John Mc Kenly	IRA	12	0	1	13
30	9	MALENAB Joshua	CAV	11	2	0	13
30	9	GAMPONG MADZLAN	ARM	11	2	0	13
33	4	HALIE REXSON	MIM	10	1	1	12
33	9	MAGPULONG JAMES	NMR	9	3	0	12
33	8	SARABIA JASON	CRA	7	5	0	12
33	17	FAUSTINO Jose	WVR	10	2	0	12
33	7	GILBUENA Hachaliah	DAV	10	0	2	12
33	6	MANGULABNAN Vincent Raphael	CAL	6	3	3	12
39	14	GAIRANOD ALASTAIR IAN	CVI	8	3	0	11
39	5	BACTOL Kim Adrian	WVR	10	1	0	11
39	3	ABDUHAJAN JUL	ARM	9	2	0	11
39	11	FELECIO Robert	DAV	9	1	1	11
39	10	LUNA Joven	CAV	8	3	0	11
39	12	REIN Emmanuel	CRG	8	3	0	11
39	12	MONTEMAYOR JOHN CHARLIE	ZPR	8	2	1	11
39	2	MILET JADWAY	CAR	6	4	1	11
39	7	CAMPOSANO EDWARD	NCR	5	0	6	11
48	11	MAURO HAROLD GLENN	CVI	5	5	0	10
49	5	OLASIMAN MARLON	NMR	7	2	0	9
49	6	CASTEL BONJOMAR	MIM	5	3	1	9
Total tournament				817	210	92	1,119

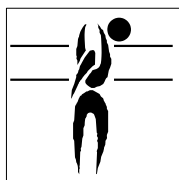




Best Spikers


Limit: 10.00%

Rk	No	Name	Team	Spikes	Faults	Shots	Total Attempts	Succ. %
1	12	SALA-AN ALLAN JAY	CRA	17	3	1	21	80.95
2	9	ROCAMORA MARK JOSEPH	CVI	20	2	5	27	74.07
3	10	RELCOPAN KIM REGINALD	NCR	14	2	3	19	73.68
4	9	MAGPULONG JAMES	NMR	9	-	5	14	64.29
5	7	DELA CRUZ NINO	NMR	8	2	3	13	61.54
6	5	COLEGIO RUDY	ZPR	18	2	10	30	60.00
7	15	DINOY EDELBERTO	NMR	8	3	3	14	57.14
8	8	SARABIA JASON	CRA	7	3	3	13	53.85
9	17	DUMAGO LARRY JAY	NMR	7	6	-	13	53.85
10	10	GOLOSINO Rene	DAV	13	3	9	25	52.00
Total Tournament				817	449	925	2,191	37.29



Best Blockers

Rk	No	Name	Team	Kill Blocks	Faults	Rebounds	Total Attempts	Avg. by set
1	3	JORDAN Ron Julian	CRG	9	9	13	31	1.29
2	3	BAYSAC Ruben	CAV	8	1	10	19	1.14
3	10	TORRES ANGEL JR.	EVR	6	3	13	22	1.00
4	15	NISOL Jerald	WVR	7	9	14	30	1.00
5	6	BAUTISTA Raymond	IRA	5	-	2	7	0.83
5	8	SARABIA JASON	CRA	5	-	5	10	0.83
7	11	MAURO HAROLD GLENN	CVI	5	1	1	7	0.83
8	7	DELA CRUZ NINO	NMR	5	3	3	11	0.83
9	2	CRISOSTOMO Leandro	CLR	8	5	12	25	0.73
10	1	MUSALLAIN HASSAN	ZPR	5	3	10	18	0.71
Total Tournament				210	259	478	947	3.56



Best Servers


Rk	No	Name	Team	Aces	Faults	Serve Hits	Total Attempts	Avg. by set
1	2	KADIR DATU JOMAR	CRA	6	4	11	21	1.00
2	7	CAMPOSANO EDWARD	NCR	6	3	11	20	0.86
3	9	ROCAMORA MARK JOSEPH	CVI	4	4	8	16	0.67
4	8	BUENO JASON	BRA	4	3	4	11	0.67
5	4	BUENAVENTURA Ervin Clyde	WVR	4	1	17	22	0.57
6	10	RELCOPAN KIM REGINALD	NCR	4	4	13	21	0.57
7	4	CATABAY Dann Giovanni	IRA	3	2	13	18	0.50
8	7	DELA CRUZ NINO	NMR	3	4	11	18	0.50
9	5	MASECAMPO John Patrick	CRG	3	2	5	10	0.43
10	6	USOP ABDULLAH	CRA	2	-	7	9	0.33
Total Tournament				92	132	1,489	1,713	1.56





Best Diggers

Rk	No	Name	Team	Digs	Faults	Receptions	Total Attempts	Avg. by set
1	14	SABIDONG Dee John	WVR	6	7	20	33	0.86
2	11	ALBORO Fernando	CAL	7	5	20	32	0.78
3	3	DE DIOS DARREN	NCR	5	8	7	20	0.71
4	2	MILET JADWAY	CAR	4	4	13	21	0.57
5	17	SOVERANO Eliver	CRA	3	3	11	17	0.50
6	2	ENCISO Mark Christian	CAL	4	2	21	27	0.44
7	9	MASCARINAS Alfie	CAL	4	5	23	32	0.44
8	6	MANGULABNAN Vincent Raphael	CAL	4	7	16	27	0.44
9	15	NISOL Jerald	WVR	3	4	11	18	0.43
10	10	GOLOSINO Rene	DAV	3	7	19	29	0.43
Total Tournament				112	682	1,384	2,178	1.90



Best Setters

Rk	No	Name	Team	Running Sets	Faults	Still Sets	Total Attempts	Avg. by set
1	6	MANGULABNAN Vincent Raphael	CAL	19	2	125	146	2.11
2	4	RUELA Ralph	DAV	11	-	79	90	1.57
3	2	ESTILLER John Ray	WVR	9	7	115	131	1.29
4	8	ALI RASUL	CAR	8	4	98	110	1.14
5	4	LARANAN RENAN	CVI	6	1	49	56	1.00
6	1	SARIPUDDIN ALKINO	ARM	7	2	67	76	1.00
7	2	DACLES ARGIE	NCR	7	2	62	71	1.00
8	5	ASIA GEUEL	NCR	6	1	14	21	0.86
9	17	SOVERANO Eliver	CRA	5	-	72	77	0.83
10	1	CASILI Mark Joseph	IRA	4	3	96	103	0.67
Total Tournament				110	63	1,835	2,008	1.86



Best Receivers

Limit: 5.00%

Rk	No	Name	Team	Excellents	Faults	Serve Receptions	Total Attempts	Eff. %
1	7	CAMPOSANO EDWARD	NCR	2	-	5	7	28.57
2	4	BUENAVENTURA Ervin Clyde	WVR	3	-	12	15	20.00
2	11	ALBORO Fernando	CAL	3	-	12	15	20.00
4	9	PANGAN MARK CARLO	NCR	3	1	6	10	20.00
5	3	DE DIOS DARREN	NCR	5	-	22	27	18.52
6	2	KADIR DATU JOMAR	CRA	1	-	5	6	16.67
6	3	PAGAS Jamel	DAV	1	-	5	6	16.67
6	11	ROQUE KARL JUSTINE	NCR	1	-	5	6	16.67
9	12	ALEMANIA JED	BRA	2	1	3	6	16.67
10	4	SANCHEZ Marcelo Jr.	CAL	2	-	14	16	12.50
Total Tournament				74	90	1,402	1,566	

